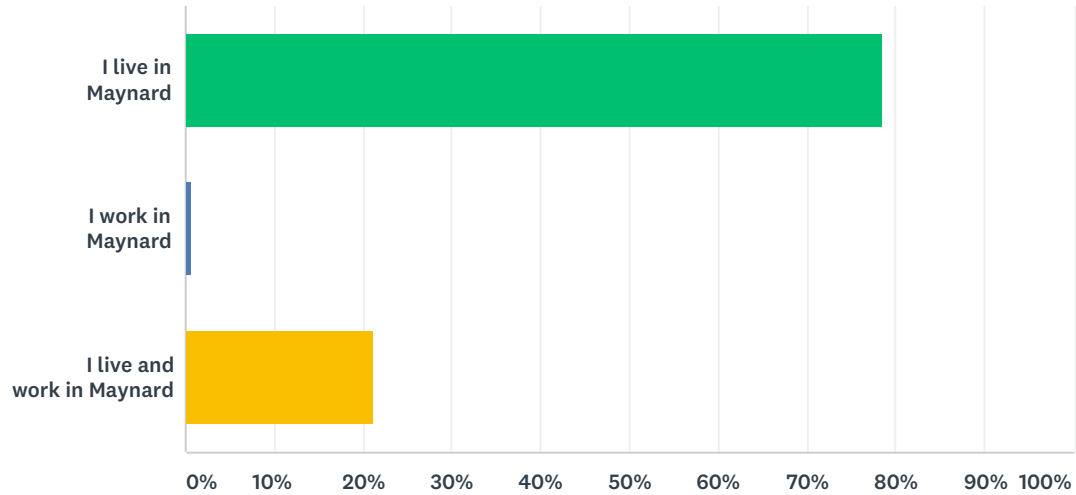


Q1 Do you live or work in Maynard?

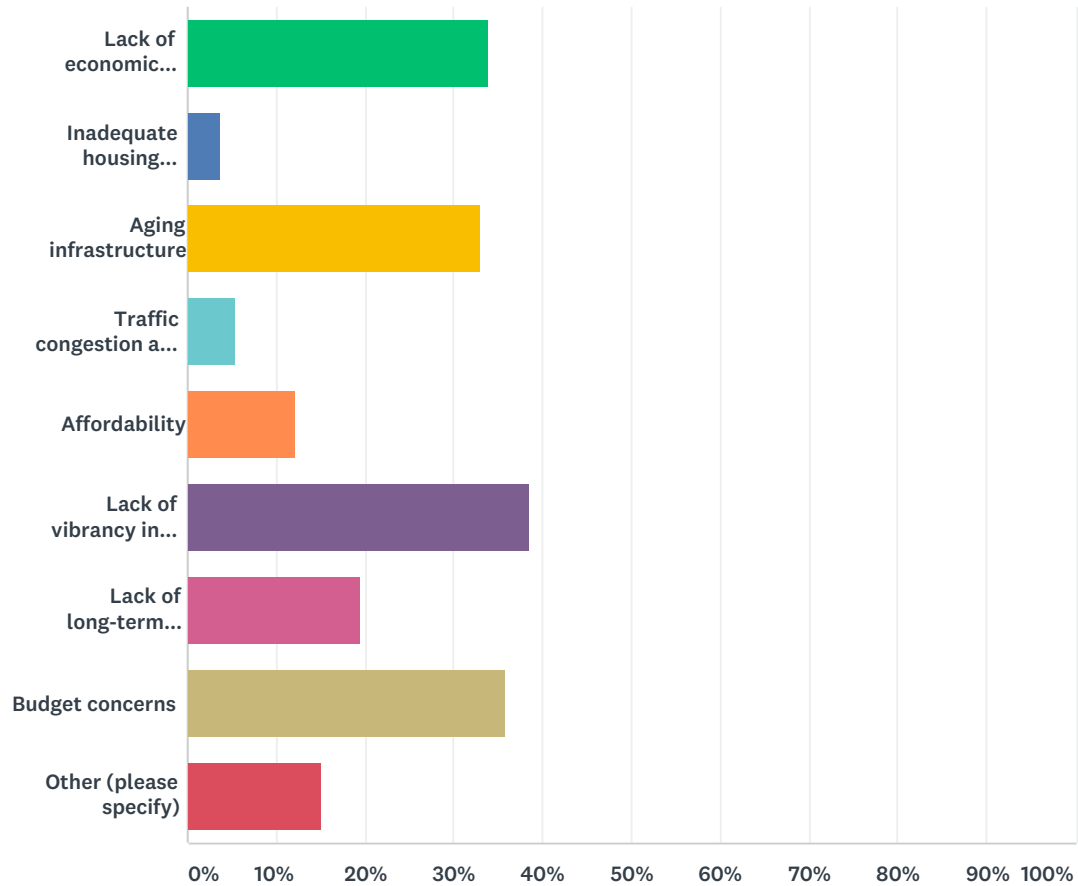
Answered: 380 Skipped: 0



ANSWER CHOICES	RESPONSES	
I live in Maynard	78.42%	298
I work in Maynard	0.53%	2
I live and work in Maynard	21.05%	80
TOTAL		380

Q2 What are the biggest obstacles to improving quality of life in Maynard? Choose the top two problems that you think our community needs to address first.

Answered: 380 Skipped: 0



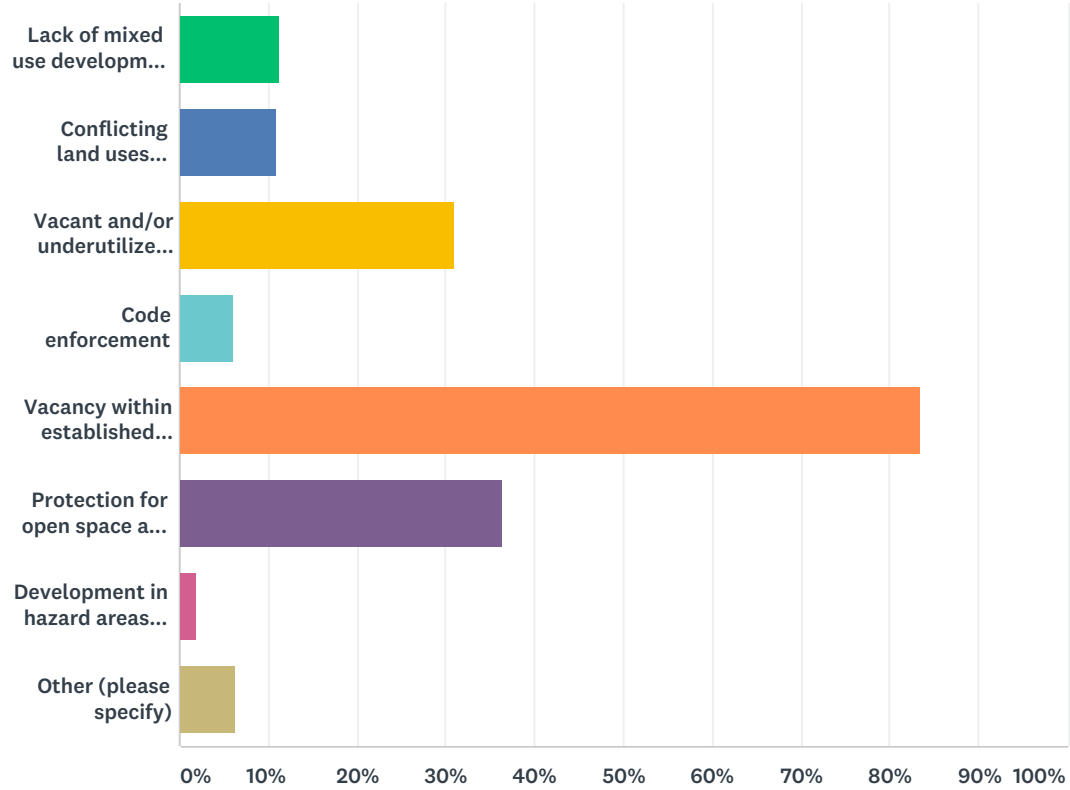
ANSWER CHOICES	RESPONSES
Lack of economic vitality	33.95% 129
Inadequate housing inventory	3.68% 14
Aging infrastructure	33.16% 126

Maynard, MA Master Plan Community Survey

Traffic congestion and safety hazards	5.53%	21
Affordability	12.11%	46
Lack of vibrancy in Downtown	38.42%	146
Lack of long-term planning	19.47%	74
Budget concerns	35.79%	136
Other (please specify)	15.00%	57
Total Respondents: 380		

Q3 What are the major land use issues/concerns within Maynard? Choose the top two.

Answered: 380 Skipped: 0



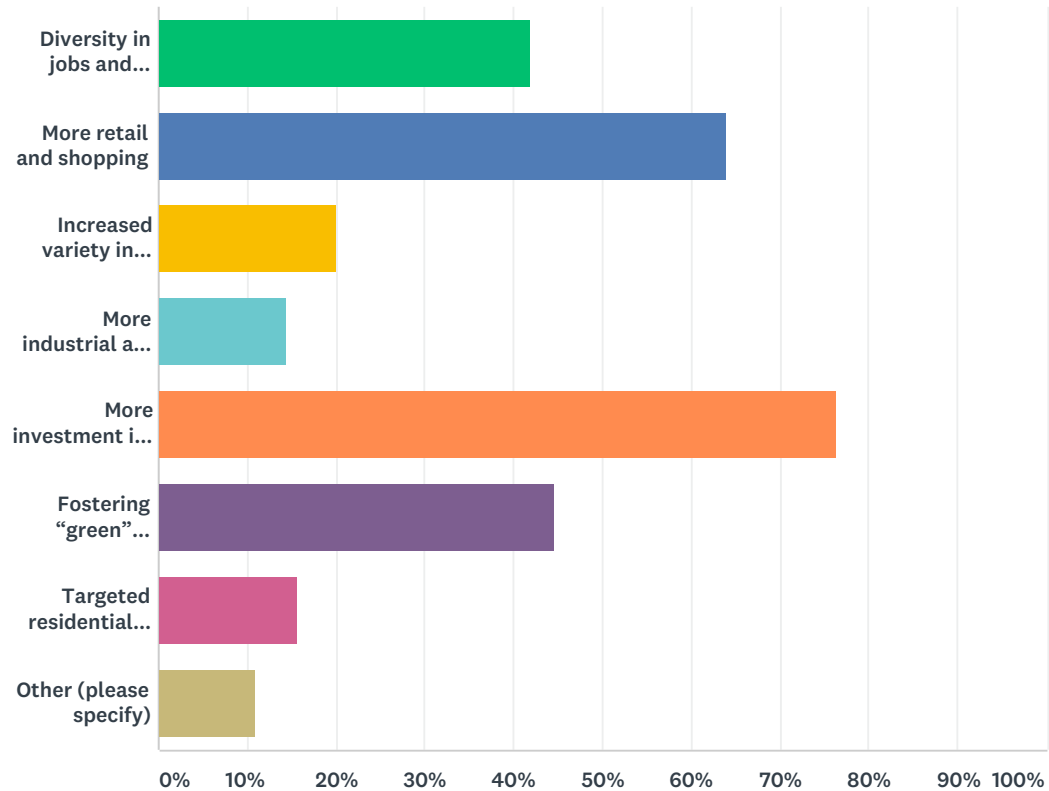
ANSWER CHOICES	RESPONSES	
Lack of mixed use development	11.32%	43
Conflicting land uses (e.g., industrial and residential development)	10.79%	41
Vacant and/or underutilized lands	31.05%	118
Code enforcement	6.05%	23
Vacancy within established commercial corridors/nodes in the Town	83.42%	317

Maynard, MA Master Plan Community Survey

Protection for open space and sensitive areas	36.32%	138
Development in hazard areas (e.g., flood zones)	1.84%	7
Other (please specify)	6.32%	24
Total Respondents: 380		

Q4 What economic development opportunities do you see happening in the future? Choose all that apply.

Answered: 380 Skipped: 0



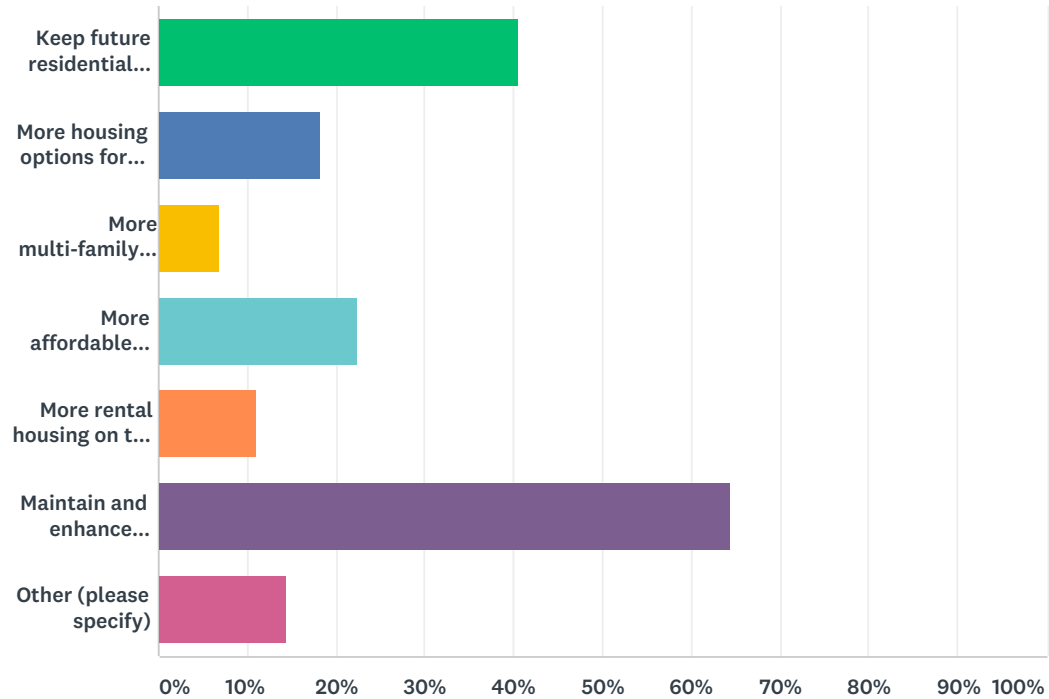
ANSWER CHOICES	RESPONSES	
Diversity in jobs and businesses	41.84%	159
More retail and shopping	63.95%	243
Increased variety in housing choices	20.00%	76
More industrial and manufacturing jobs	14.47%	55

Maynard, MA Master Plan Community Survey

More investment in “main street” businesses	76.32%	290
Fostering “green” business growth	44.47%	169
Targeted residential development	15.79%	60
Other (please specify)	10.79%	41
Total Respondents: 380		

Q5 What are the most important housing needs? Choose the top two.

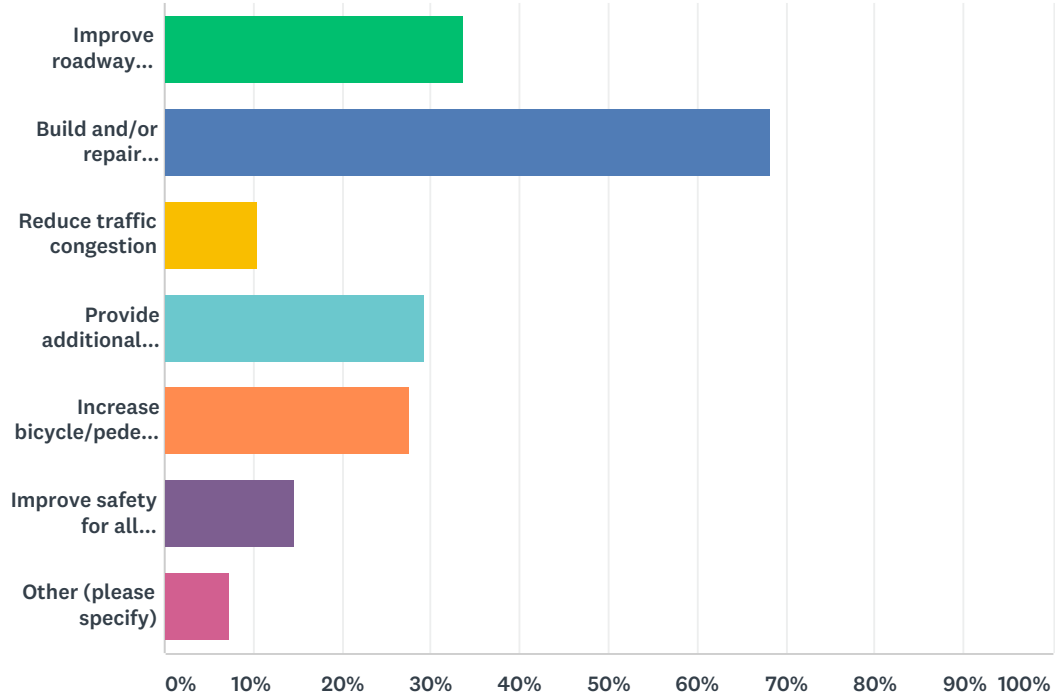
Answered: 380 Skipped: 0



ANSWER CHOICES	RESPONSES	
Keep future residential development in or near existing/established residential areas	40.53%	154
More housing options for seniors	18.16%	69
More multi-family developments	6.84%	26
More affordable housing	22.37%	85
More rental housing on the market	11.05%	42
Maintain and enhance existing housing stock	64.47%	245
Other (please specify)	14.47%	55

Q6 What are the two most pressing transportation needs?

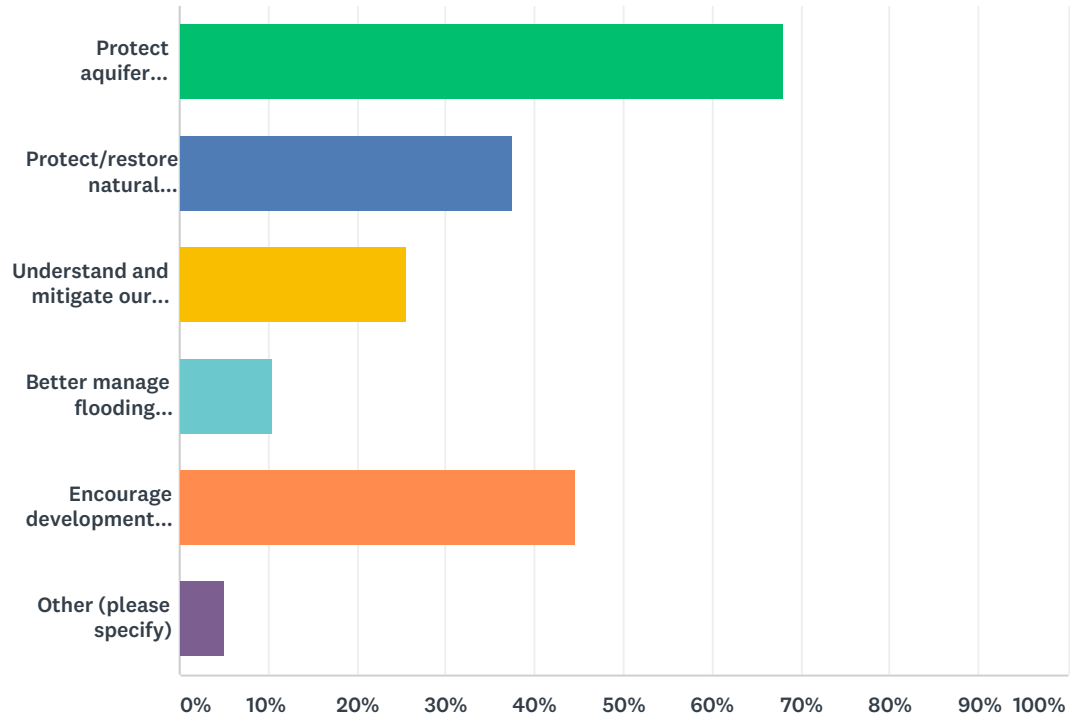
Answered: 380 Skipped: 0



ANSWER CHOICES	RESPONSES
Improve roadway conditions	33.68% 128
Build and/or repair sidewalks	68.16% 259
Reduce traffic congestion	10.53% 40
Provide additional public transit options	29.21% 111
Increase bicycle/pedestrian access and infrastructure	27.63% 105
Improve safety for all transportation modes	14.74% 56
Other (please specify)	7.37% 28

Q7 What are the most important natural resource needs in Maynard? Choose the top two.

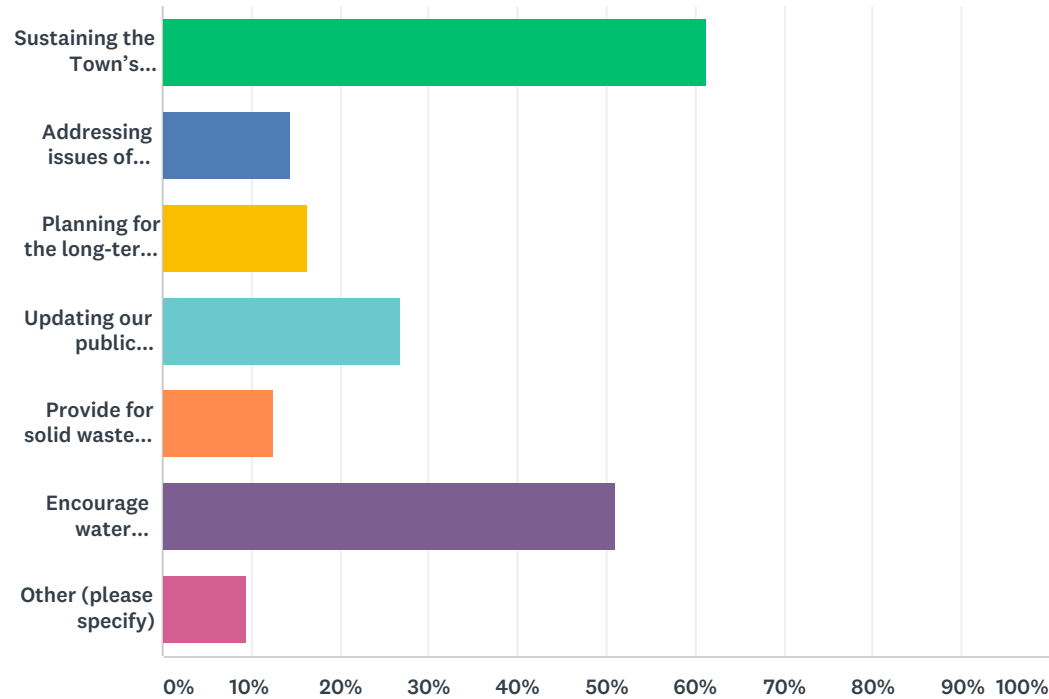
Answered: 380 Skipped: 0



ANSWER CHOICES	RESPONSES
Protect aquifer recharge areas and improve water quality	67.89% 258
Protect/restore natural habitats and sensitive lands	37.37% 142
Understand and mitigate our collective carbon footprint	25.53% 97
Better manage flooding associated with the Assabet River and its tributary system	10.53% 40
Encourage development that enhances and respects natural topography	44.47% 169
Other (please specify)	5.00% 19
Total Respondents: 380	

Q8 What are the most important sustainability issues facing Maynard? Choose the top two.

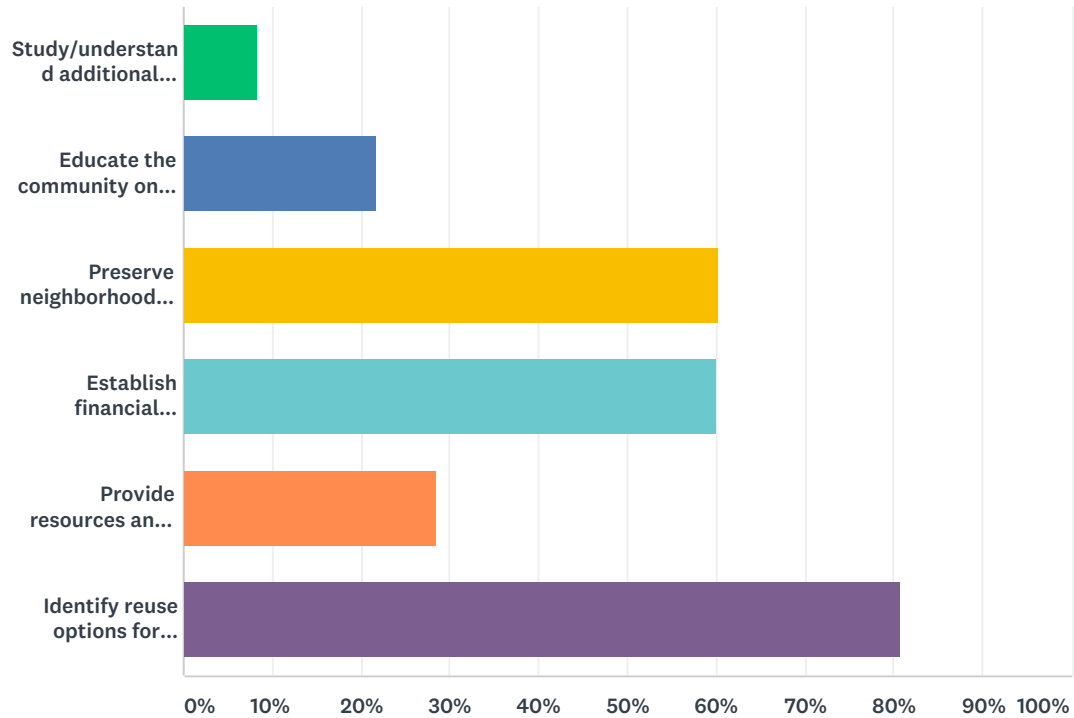
Answered: 380 Skipped: 0



ANSWER CHOICES	RESPONSES	
Sustaining the Town's long-term operations from a financial perspective	61.32%	233
Addressing issues of community health and equity	14.47%	55
Planning for the long-term impacts of climate change	16.32%	62
Updating our public facilities (buildings, vehicle fleets) to reduce our energy consumption	26.84%	102
Provide for solid waste reduction and increased diversion	12.63%	48
Encourage water conservation and plan for lasting water supply	51.05%	194
Other (please specify)	9.47%	36

Q9 Which do you think are the most important goals for Maynard's historic resources? Choose the top three.

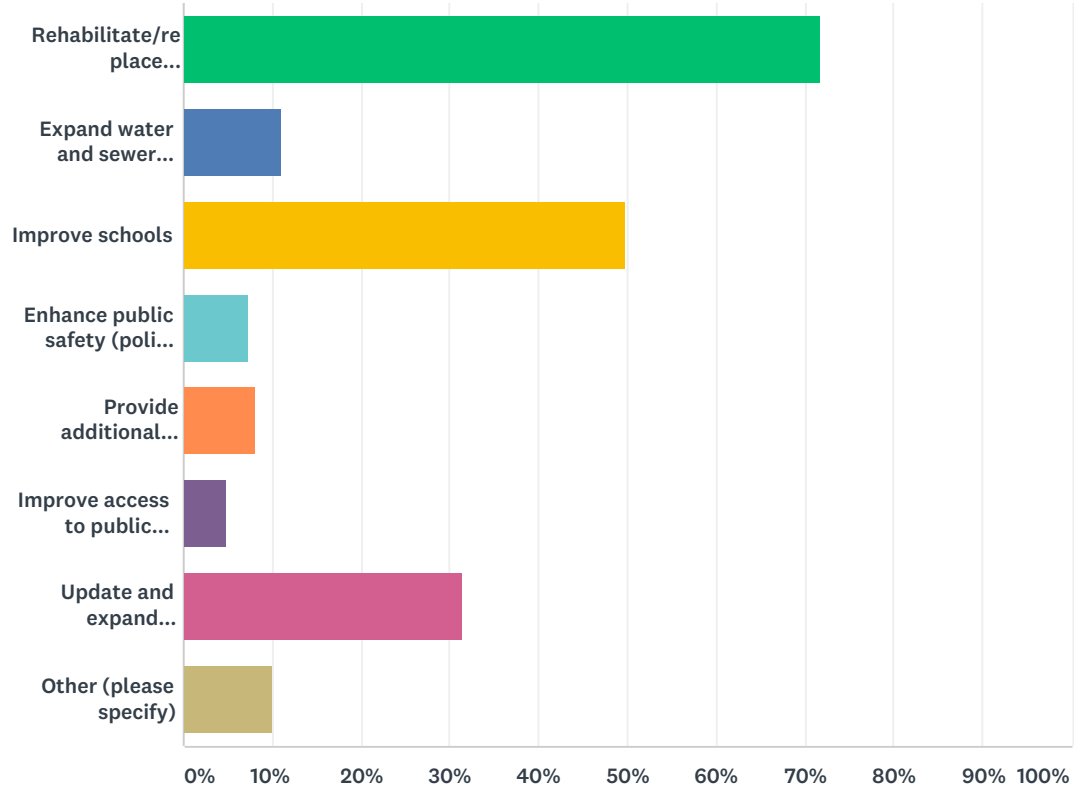
Answered: 380 Skipped: 0



ANSWER CHOICES	RESPONSES	
Study/understand additional historic resources and neighborhoods	8.42%	32
Educate the community on the importance of Maynard's history and associated resources	21.84%	83
Preserve neighborhood character and livability	60.26%	229
Establish financial incentives and resources to encourage rehabilitation/renovation	60.00%	228
Provide resources and information for owners of older houses regarding maintenance and upgrades	28.42%	108
Identify reuse options for vacant/underused historic buildings	80.79%	307

Q10 What are the two most important public facility and service needs in Maynard?

Answered: 380 Skipped: 0



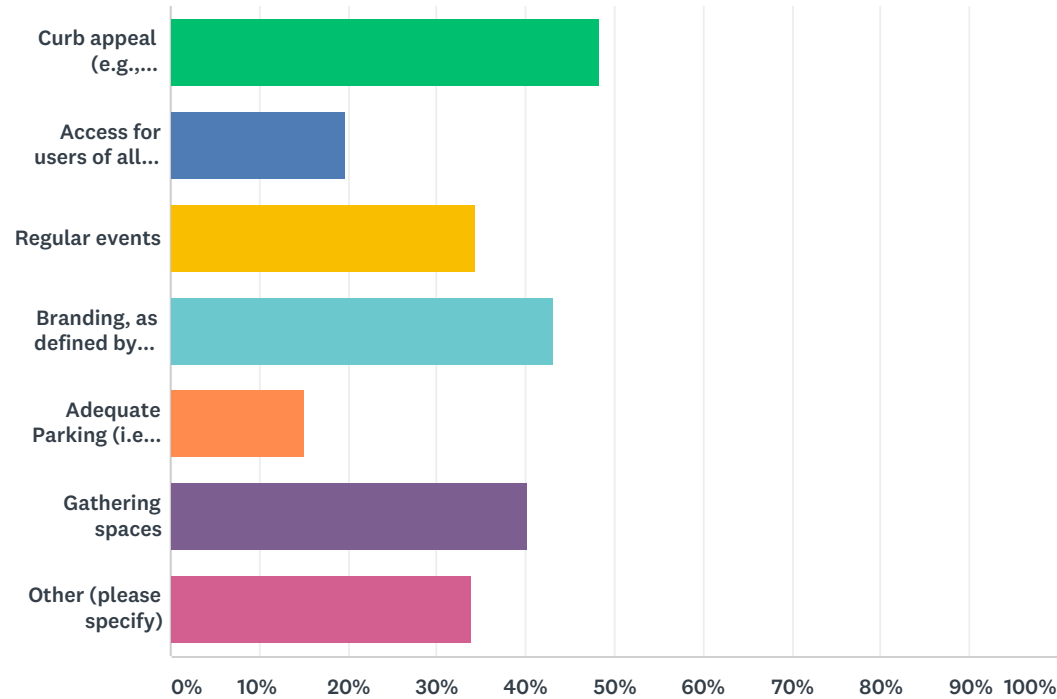
ANSWER CHOICES	RESPONSES	
Rehabilitate/replace Town-owned infrastructure (e.g., water distribution pipelines, sidewalks, etc.)	71.84%	273
Expand water and sewer connections	11.05%	42
Improve schools	49.74%	189
Enhance public safety (police and fire)	7.37%	28
Provide additional senior services	8.16%	31

Maynard, MA Master Plan Community Survey

Improve access to public facilities and spaces	4.74%	18
Update and expand recreation facilities	31.32%	119
Other (please specify)	10.00%	38
Total Respondents: 380		

Q11 What do you believe is missing from your Downtown? Choose the top three.

Answered: 380 Skipped: 0



ANSWER CHOICES	RESPONSES	
Curb appeal (e.g., planters, benches, sidewalk art, etc.)	48.42%	184
Access for users of all transportation modes	19.74%	75
Regular events	34.21%	130
Branding, as defined by local businesses and regular citizens	43.16%	164
Adequate Parking (i.e., number of spaces and location)	15.00%	57
Gathering spaces	40.26%	153
Other (please specify)	33.95%	129